

**Title: Rock products description**


name \_\_\_\_\_

time 1 hr

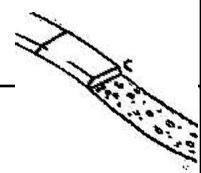
The students will observe the rock picture/samples and fill in the chart below with the proper name. The student version does not have the names of the rocks.

Materials needed: Agg product pic or real rock samples



**Activity 6**



Name	Washed	Shape	Size	Main uses	Characteristics
<b>1 1/2 " round</b>	<input checked="" type="checkbox"/> washed <input type="checkbox"/> unwashed	<input type="checkbox"/> crushed <input checked="" type="checkbox"/> round <input type="checkbox"/> mixed	<input type="checkbox"/> 2mm <input type="checkbox"/> 1" <input type="checkbox"/> 1/4" <input checked="" type="checkbox"/> 1 1/2" <input type="checkbox"/> 1/2" <input type="checkbox"/> 3" <input type="checkbox"/> 3/4"	·tar and gravel roofs ·landscaping ·drainage	·looks good ·too heavy for wind/water to move on a roof · covers lots of area - takes less tar
<b>1/2" round</b>	<input checked="" type="checkbox"/> washed <input type="checkbox"/> unwashed	<input type="checkbox"/> crushed <input checked="" type="checkbox"/> round <input type="checkbox"/> mixed	<input type="checkbox"/> 2mm <input type="checkbox"/> 1" <input type="checkbox"/> 1/4" <input type="checkbox"/> 1 1/2" <input checked="" type="checkbox"/> 1/2" <input type="checkbox"/> 3" <input type="checkbox"/> 3/4"	·concrete ·exposed aggregate where the top surface is small rocks ·drainage/landscaping	·round edges ·smooth
<b>3/4" clearcrush</b>	<input type="checkbox"/> washed <input checked="" type="checkbox"/> unwashed	<input checked="" type="checkbox"/> crushed <input type="checkbox"/> round <input type="checkbox"/> mixed	<input type="checkbox"/> 2mm <input type="checkbox"/> 1" <input type="checkbox"/> 1/4" <input type="checkbox"/> 1 1/2" <input type="checkbox"/> 1/2" <input type="checkbox"/> 3" <input checked="" type="checkbox"/> 3/4"	·blend with Navvy Jack ·landscaping ·drainage ·erosion control	·does not wash away easily
<b>1" round</b>	<input checked="" type="checkbox"/> washed <input type="checkbox"/> unwashed	<input type="checkbox"/> crushed <input checked="" type="checkbox"/> round <input type="checkbox"/> mixed	<input type="checkbox"/> 2mm <input checked="" type="checkbox"/> 1" <input type="checkbox"/> 1/4" <input type="checkbox"/> 1 1/2" <input type="checkbox"/> 1/2" <input type="checkbox"/> 3" <input type="checkbox"/> 3/4"	·concrete ·whatever 1.5" used for ·	·strong ·round shape from travelling under glacier/in river bed
<b>Birdseye/Peagravel</b>	<input checked="" type="checkbox"/> washed <input type="checkbox"/> unwashed	<input type="checkbox"/> crushed <input checked="" type="checkbox"/> round <input type="checkbox"/> mixed	<input type="checkbox"/> 2mm <input type="checkbox"/> 1" <input checked="" type="checkbox"/> 1/4" <input type="checkbox"/> 1 1/2" <input type="checkbox"/> 1/2" <input type="checkbox"/> 3" <input type="checkbox"/> 3/4"	·playground ·concrete ·backfill around underground tanks	·naturally packs tight around tanks reducing need to squash it
<b>3" fractured</b>	<input type="checkbox"/> washed <input checked="" type="checkbox"/> unwashed	<input checked="" type="checkbox"/> crushed <input type="checkbox"/> round <input type="checkbox"/> mixed	<input type="checkbox"/> 2mm <input type="checkbox"/> 1" <input type="checkbox"/> 1/4" <input type="checkbox"/> 1 1/2" <input type="checkbox"/> 1/2" <input checked="" type="checkbox"/> 3" <input type="checkbox"/> 3/4"	·base material for roads & buildings esp. when ground is soft	·the jagged edges dig into the soil and help hold the softer particles in place to make a hard surface



<b>Limestone</b>	<input checked="" type="checkbox"/> washed <input checked="" type="checkbox"/> unwashed	<input checked="" type="checkbox"/> crushed <input type="checkbox"/> round <input type="checkbox"/> mixed	<input checked="" type="checkbox"/> 2mm <input type="checkbox"/> 1" <input checked="" type="checkbox"/> 1/4" <input checked="" type="checkbox"/> 1 1/2" <input checked="" type="checkbox"/> 1/2" <input checked="" type="checkbox"/> 3" <input checked="" type="checkbox"/> 3/4"	·powdered is used in soil for plants ·fine crushed on pathways ·large blocks used for large buildings	·lowers acid (Ph) in soil · can be used in large pieces like other rocks ·caves formed in limestone if water runs through
------------------	--	---	---	---	---

					it	
<b>Concretesand</b>	<input checked="" type="checkbox"/> washed <input type="checkbox"/> unwashed	<input type="checkbox"/> crushed <input checked="" type="checkbox"/> round <input type="checkbox"/> mixed	<input checked="" type="checkbox"/> 2mm <input type="checkbox"/> 1/4" <input type="checkbox"/> 1/2" <input type="checkbox"/> 3/4"	<input type="checkbox"/> 1" <input type="checkbox"/> 1 1/2" <input type="checkbox"/> 3"	·concrete/concrete products ·septic fields ·added to Navy Jack	·most important and most used of washed sands
<b>Enginesand</b>	<input checked="" type="checkbox"/> washed <input type="checkbox"/> unwashed	<input type="checkbox"/> crushed <input checked="" type="checkbox"/> round <input type="checkbox"/> mixed	<input type="checkbox"/> 2mm <input type="checkbox"/> 1/4" <input type="checkbox"/> 1/2" <input type="checkbox"/> 3/4"	<input type="checkbox"/> 1" <input type="checkbox"/> 1 1/2" <input type="checkbox"/> 3"	·top dressing for lawns ·base for golf courses/forestry seedlings ·train engine grip	·clean/no dust ·permits good drainage ·packs tight to hold plants solid
<b>1/2" crusher chips</b>	<input type="checkbox"/> washed <input checked="" type="checkbox"/> unwashed	<input checked="" type="checkbox"/> crushed <input type="checkbox"/> round <input type="checkbox"/> mixed	<input type="checkbox"/> 2mm <input type="checkbox"/> 1/4" <input checked="" type="checkbox"/> 1/2" <input type="checkbox"/> 3/4"	<input type="checkbox"/> 1" <input type="checkbox"/> 1 1/2" <input type="checkbox"/> 3"	·roads/paths/driveways not paved	·small jagged bits bite into the soil and pack together tight
<b>Spawning gravel</b>	<input checked="" type="checkbox"/> washed <input type="checkbox"/> unwashed	<input type="checkbox"/> crushed <input checked="" type="checkbox"/> round <input type="checkbox"/> mixed	<input type="checkbox"/> 2mm <input type="checkbox"/> 1/4" <input checked="" type="checkbox"/> 1/2" <input checked="" type="checkbox"/> 3/4"	<input checked="" type="checkbox"/> 1" <input checked="" type="checkbox"/> 1 1/2" <input checked="" type="checkbox"/> 3"	·create new spawning channels/streams 	·various sized allow the water to bubble around it increasing oxygen ·fine material permits fish to lay eggs ·large rocks hold the fine material on the bottom ·no dust
<b>1/2 " Navyjack</b>	<input checked="" type="checkbox"/> washed <input type="checkbox"/> unwashed	<input checked="" type="checkbox"/> crushed <input type="checkbox"/> round <input checked="" type="checkbox"/> mixed	<input type="checkbox"/> 2mm <input type="checkbox"/> 1/4" <input checked="" type="checkbox"/> 1/2" <input type="checkbox"/> 3/4"	<input type="checkbox"/> 1" <input type="checkbox"/> 1 1/2" <input type="checkbox"/> 3"	·concrete	·varied sizes inc. birdseye/sand ·like a premixed gravel for concrete ·makes strong concrete
<b>3/4" road mulch</b>	<input type="checkbox"/> washed <input checked="" type="checkbox"/> unwashed	<input checked="" type="checkbox"/> crushed <input type="checkbox"/> round <input type="checkbox"/> mixed	<input type="checkbox"/> 2mm <input type="checkbox"/> 1/4" <input type="checkbox"/> 1/2" <input checked="" type="checkbox"/> 3/4"	<input type="checkbox"/> 1" <input type="checkbox"/> 1 1/2" <input type="checkbox"/> 3"	·6 inches used below all asphalt surfaces ·gravel driveways but not real attractive	
<b>Pit run</b>	<input type="checkbox"/> washed <input checked="" type="checkbox"/> unwashed	<input type="checkbox"/> crushed <input checked="" type="checkbox"/> round <input type="checkbox"/> mixed	<input type="checkbox"/> 2mm <input type="checkbox"/> 1/4" <input type="checkbox"/> 1/2" <input type="checkbox"/> 3/4"	<input type="checkbox"/> 1" <input type="checkbox"/> 1 1/2" <input checked="" type="checkbox"/> 3"	·base under asphalt (roads/parking lots) ·building base ·gravel roads	·dug out unwashed/unscreened ·varies in size to 3"
<b>Fill sand</b>	<input type="checkbox"/> washed <input checked="" type="checkbox"/> unwashed	<input type="checkbox"/> crushed <input type="checkbox"/> round <input type="checkbox"/> mixed	<input checked="" type="checkbox"/> 2mm <input type="checkbox"/> 1/4" <input type="checkbox"/> 1/2" <input type="checkbox"/> 3/4"	<input type="checkbox"/> 1" <input type="checkbox"/> 1 1/2" <input type="checkbox"/> 3"	·cheap fill under basement floors ·fill around buildings	·unprocessed - dig and haul ·varies in size